


Welcome to HydroSim! Below is a brief overview of the game and how to play. More information on the game can be found at www.uhlhydroplanes.com.

Contents

Main menu:.....	2
Host a server course selection screen:	3
Main screen when loaded into a server:	4
Setup menu:.....	5
Admin Menu:	6
Spawning on the Water (in the pits):.....	7
On the course:.....	8
Entering/Exiting a turn:.....	9
Start/Finish line:.....	10

Main menu:



Host a server course selection screen:

SELECT COURSE

After selecting Host, this screen allows to choose the course as well as shows the course layout

Copi Hollow
Detroit
Evansville
Firebird Lake
Guntersville
Lake Chelan
Lake Havasu
Madison
Miami
San Diego
Seattle
Tonawanda
Tri-Cities
Valleyfield

TRI-CITIES, WASHINGTON
COLUMBIA RIVER
2.5 miles

Unlimited Course
GP Course

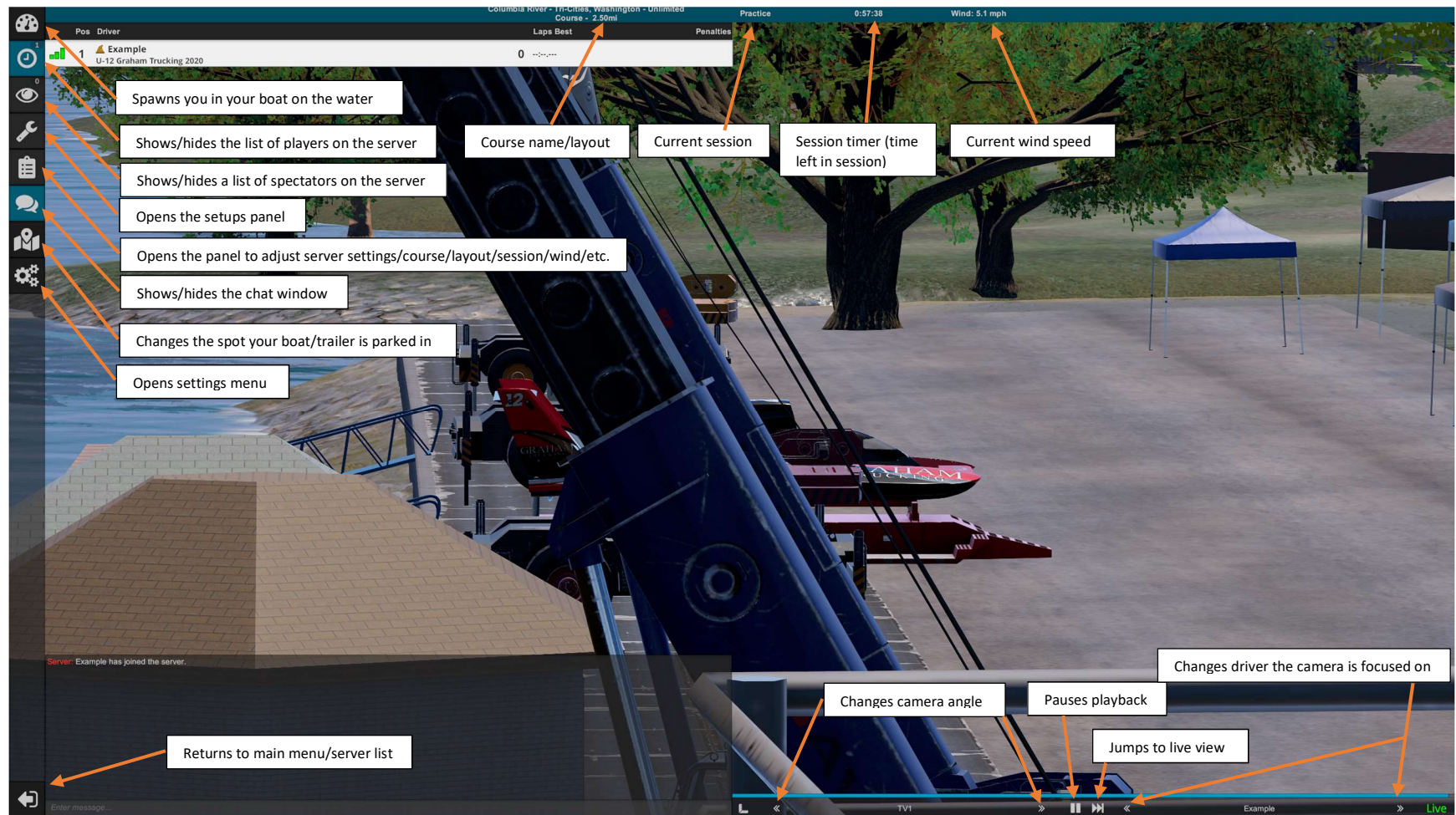
Each course may have different layouts for different classes and/or different years and can be selected here based on which class or course length

The Columbia River towns of Kennewick, Pasco, and Richland first climbed on the Unlimited bandwagon in 1966 with the first annual Tri-Cities Atomic Cup. There had been talk of inviting the Unlimitees there as early as 1958, but 1966 was when it finally happened. The Gold Cup has been held in the Tri-Cities 5 times, most recently in 2015. The 2.5 mile "superspeedway" is one of the fastest courses in Unlimited hydroplane racing with a record average lap speed of 170.471 mph set in 1999 by Dave Villwock in the Miss Budweiser. Since 2005, the previous year's winner gets the right to claim the pit spot located under "Bernie Little's Tree" giving the crew much needed shade from the harsh, eastern Washington sun.

Click here to return to the main menu

Click here when your preferred course is selected

Main screen when loaded into a server:



Setup menu:

Columbia River - Vrt-Cities, Washington - Unlimited Course - 2.50mi Practice 0:59:53 Wind: 6.2 mph

Pos Driver Laps Best Penalties

1 Example U-12 Graham Trucking 2020 0

Select this button to bring up the setup menu on the right side of the screen

Load a pre made setup or save one currently in use

Click here to confirm your setup before spawning on the water. (this will be yellow if you have not confirmed your changes)

Boat Setup to5* Load / Save

Propeller Pitch 25 in Diameter 15.75 in Shaft Angle 6°

Gearbox Gear Ratio 1 / 0.52

Skidfin Angle 23.5° Toe Out 0° In Position Fore 0 in Aft

Runners Left Runner Angle 1.4° Right Runner Angle 1.4° Validate

Server: Example has joined the server.

Enter message

TV1 Example Live

Admin Menu:

The screenshot shows the Admin menu of a racing game. The background is a 3D-rendered scene of a boat docked at a pier. The Admin menu is overlaid on the right side of the screen. It has a dark blue header with the word "Admin" and a "Submit" button at the bottom. The menu is divided into several sections: "General", "Practice", "Qualifying", "Race", and "Weather".

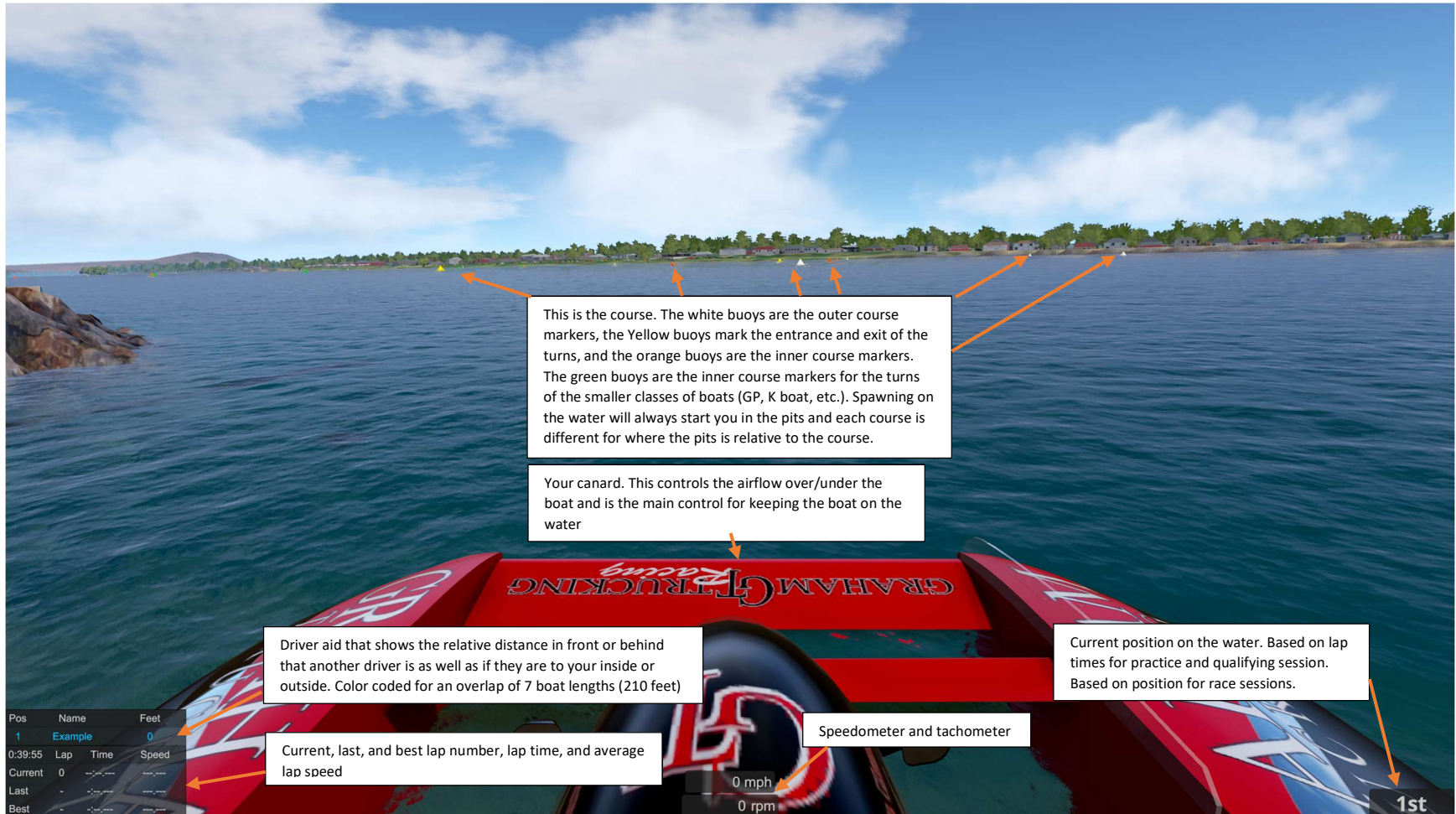
Callouts with arrows point to specific features in the Admin menu:

- Cycles through session types (practice, Qualifying, Race)**: Points to the "Prev Session" and "Next Session" buttons.
- Restarts the current session with submitted wind conditions and session settings**: Points to the "Restart Session" button.
- Places buoys back into their original locations**: Points to the "Reset Buoys" button.
- Choose a different course from a dropdown menu (will load the chosen course as soon as it is selected)**: Points to the "Course Select" dropdown menu.
- Choose a different course layout from a dropdown menu**: Points to the "Course Layout" dropdown menu.
- Determines what the server will do when the session timer expires**: Points to the "Session Timeout" dropdown menu.
- Session options. Time Length is in seconds, Start time is based on 24 hour clock.**: Points to the "Time Length" and "Start Time" fields for the Practice, Qualifying, and Race sections.
- 1-minute pin is the current score-up pin coded into the game**: Points to the "1-Minute Pin" checkbox.
- Changes made in the general section above must be "submitted" before they will be applied the next time the session is restarted or next session is selected.**: Points to the "Submit" button at the bottom of the Admin menu.

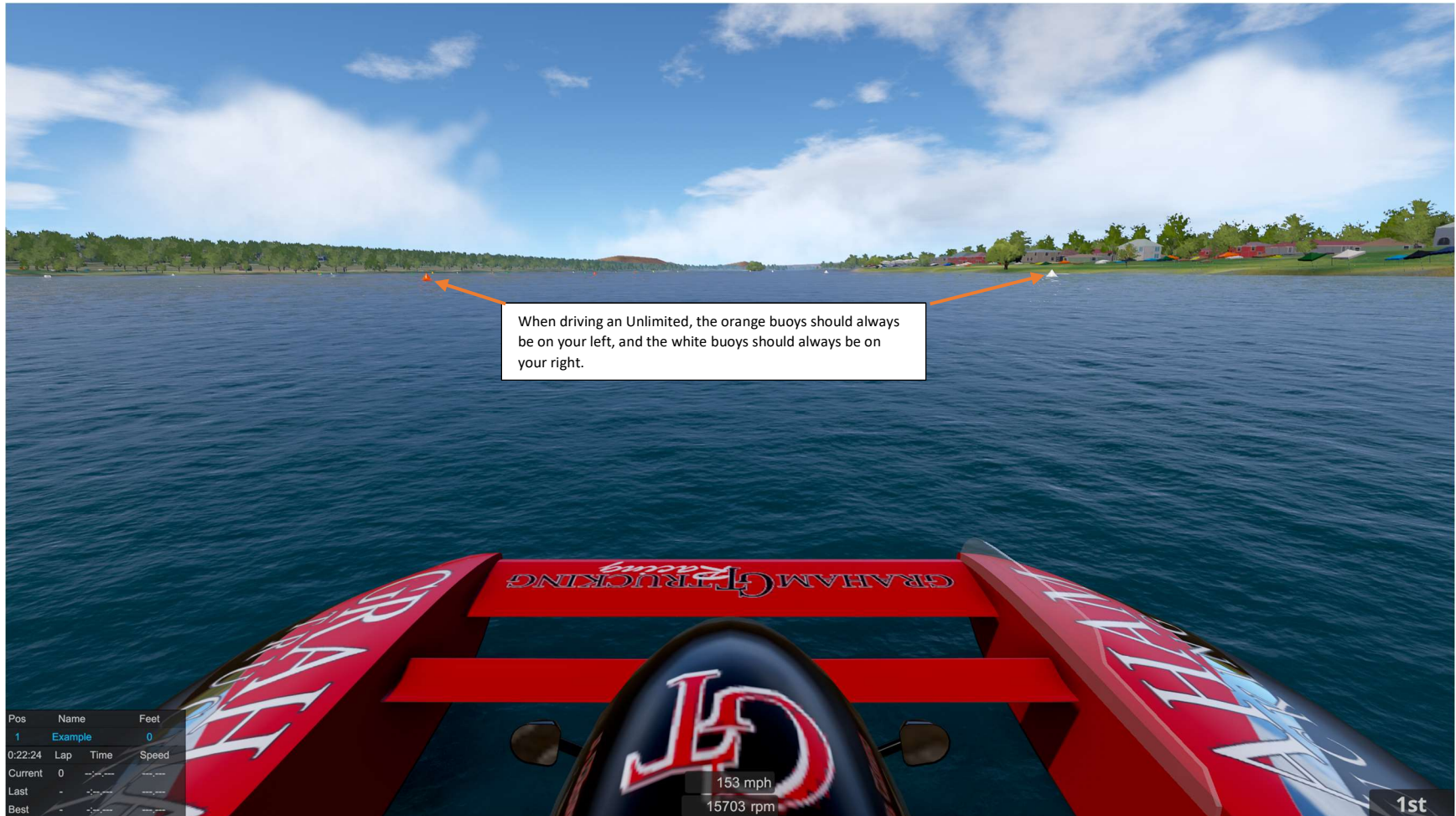
The Admin menu settings are as follows:

Section	Setting	Value
General	Prev Session	Next Session
	Restart Session	Reset Buoys
	Course Select	Tri-Cities
	Course Layout	Unlimited Course
	Session Transition	Advance
Practice	Session Timeout	180
	Allow Reset	<input checked="" type="checkbox"/>
	Washdowns	<input checked="" type="checkbox"/>
	Driving Aids	<input checked="" type="checkbox"/>
Practice	Time Length	3600
	Start Time	10
	Laps	4
Qualifying	Time Length	900
	Start Time	16
	Laps	4
Race	Time Length	16
	Start Time	16
	Laps	4
Race	Auto Reset Buoys	<input checked="" type="checkbox"/>
	1-Minute Pin	<input checked="" type="checkbox"/>
	Laps	3
Race	Start Clock	240
	Start Time	13
	Laps	13
Weather	Wind Speed	5 mph

Spawning on the Water:



On the course:



Entering/Exiting a turn:



Start/Finish line:

